



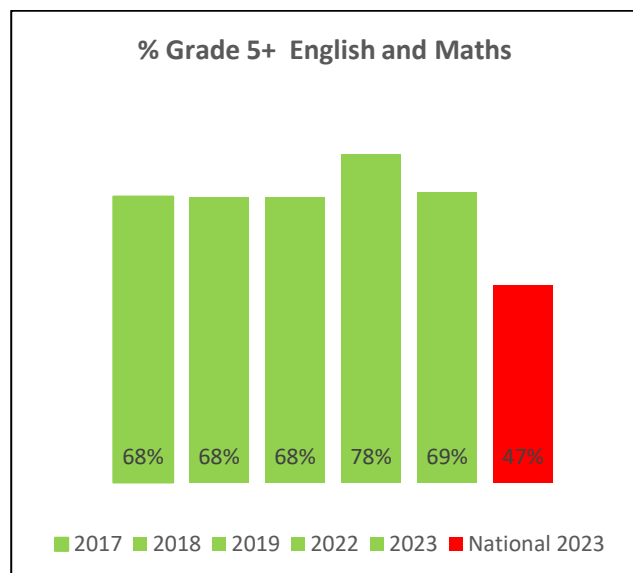
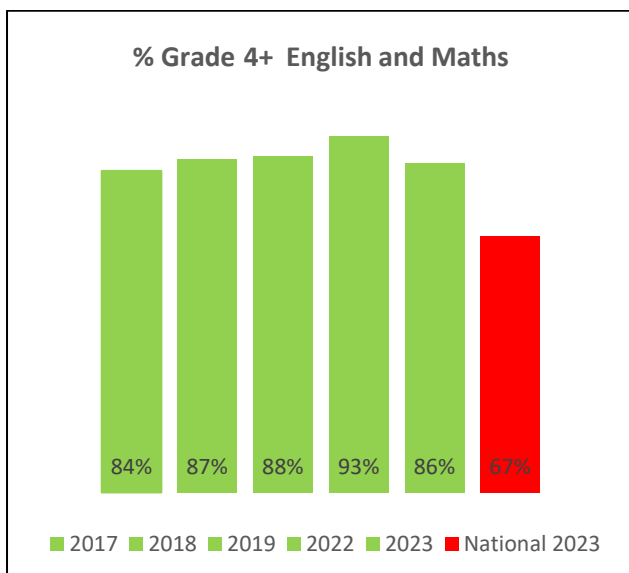
2023 Examination Results

2023 RESULTS

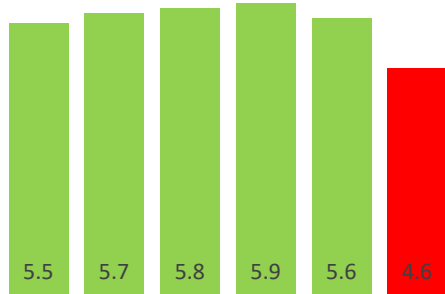
This year's examination results are testament to the hard work of both our pupils and staff over the last few years. The resilience and positivity shown by our pupils during this time has been remarkable and the results speak for themselves.

Measure	National	Broughton High School
Average GCSE grade	4.6	5.6
Grade 4+ English and Maths	67%	86%
Grade 5+ English and Maths	47%	69%

Our GCSE and vocational examinations results continue to significantly exceed national levels.

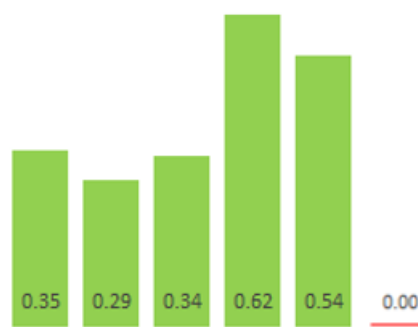


Average GCSE Grades against National



■ 2017 ■ 2018 ■ 2019 ■ 2022 ■ 2023 ■ National 2023

Progress - Grades above expected



■ 2017 ■ 2018 ■ 2019 ■ 2022 ■ 2023 ■ National 2023

GCSE Subjects	Number of pupils	9 - 7 %	9 - 5 %	9 - 4 %
Art	11	45.5	90.9	100
Biology	59	62.7	98.3	100
Business Studies	42	14.3	57.1	69
Chemistry	59	79.7	100	100
Combined Science	119	24.4	68.9	84.5
Computer Science	34	41.2	82.4	94.1
Design Technology	41	36.6	65.9	90.2
Drama	21	14.3	66.7	85.7
English Language	179	30.2	72.1	84.9
English Literature	178	25.8	73.6	89.9
Food and Nutrition	15	40	66.7	86.7
French	45	40	77.8	93.3
Geography	114	37.7	68.4	83.3
German	67	13.4	41.8	76.1
History	46	26.1	60.9	73.9
Mathematics	179	36.3	73.7	87.2
Music	11	18.2	45.5	54.5
P.E.	48	47.9	77.1	85.4
Physics	57	64.9	98.2	98.2
Religious Studies	47	21.3	55.3	70.2
Turkish	1	100	100	100

Vocational Subjects	Number of pupils	Level 2 Distinction*- Level 2 Distinction %	Level 2 Distinction*- Level 2 Merit %	Level 2 Distinction*- Level 2 Pass %	Level 2 Distinction*- Level 1 Pass %
Engineering	41	58.5	90.2	100	100
Health and Social Care	22	22.7	45.5	86.4	100
Travel and Tourism	10	0	10	80	100
iMedia	21	14.3	38.1	61.9	100